



## Tips for adding Mitre 10's digital SmartMate ID onto your smartphone's home screen

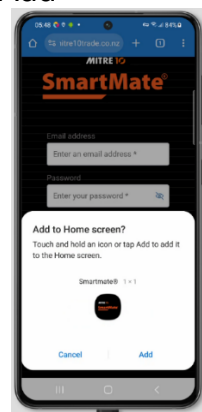
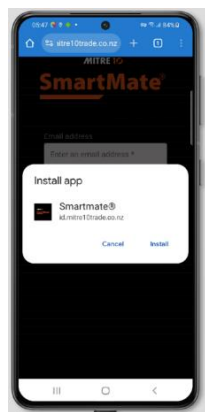
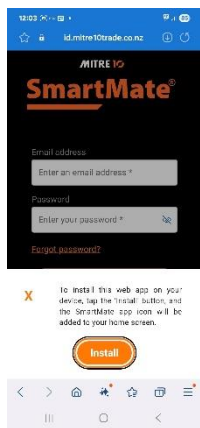
Access your new ID by clicking on the link in your activation email or going to

<https://id.mitre10trade.co.nz>

Note: It might take a few seconds for the install box to pop up.

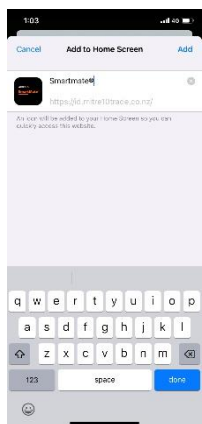
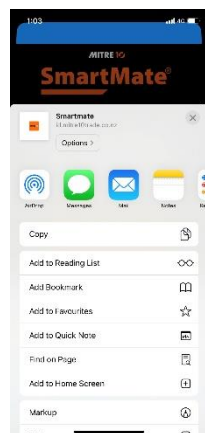
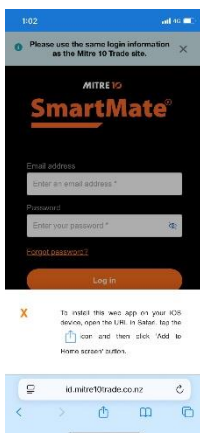
### Android phones

1. Tap the Install button
2. In the Install app box, tap 'Install'
3. In the Add to Home screen box, tap 'Add'
4. An icon will show on your Home screen



### Apple iPhones

1. Tap the Share icon in the menu at the bottom of your device.
2. Tap 'Add to Home screen' in the list
3. Tap the 'done' button
4. An icon will show on your Home screen



If you have any questions, please contact us at [smartmate@mitre10.co.nz](mailto:smartmate@mitre10.co.nz)



## Tips for adding a browser shortcut onto your smartphone's home screen

Access your new ID by clicking on the link in your activation email or going to <https://id.mitre10trade.co.nz>. Then, follow the steps for your preferred internet browser:



### Google Chrome browser (Android)

- Tap the three dots icon in the upper right-hand corner to open the menu
- Tap 'Add to Home screen'
- Tap 'Add'.



### Google Chrome browser (iPhone)

- Tap the share icon (square with an upward arrow) in the upper right-hand corner
- Tap 'Add to Home screen'
- Tap 'Add'.



### Samsung internet browser (default browser for Samsung phones)

- Tap on the three horizontal lines icon at the bottom of the screen to open the menu
- Tap on 'Add page to'
- Select the 'Home screen' option
- A pop-up box will appear. Select 'Add' to confirm.



### Safari browser (iPhone)

- Tap the share icon (square with an upward arrow) in the menu at the bottom of the screen
- Select 'Add to Home screen' in the menu
- Tap 'Add'.



### Microsoft Edge browser (Android)

- Tap on the three dots icon in the centre of the navigation bar to open the Options menu
- Tap 'Add to Phone', then select 'Add to Home screen'
- Tap 'Add'.



### Microsoft Edge browser (iPhone)

- Tap the three horizontal lines icon at the bottom right-hand of the screen to open the menu
- Tap the share icon
- Select 'Add to Home screen'
- Tap 'Add'.



### Mozilla Firefox browser (Android)

- Tap the three dots menu icon in the upper right-hand corner
- Tap 'Add to Home screen'
- A pop-up box will appear. Select 'Add' to confirm.